



# Club Health Assessment for District 334 C through December 2025

			Status	Membership					Reports					Finance		LCIF
Club Number	Club Name	Charter Date	Times in Status Quo in Past 2 Years	Current Member Count **	YTD Members Added	YTD Members Dropped	YTD Net Growth% ***	Member Count 1 Year Ago	Dropped Members Avg.Length of Service	Months Since Membership Update	Current Officers Reported ****	Current President Repeated Term	VP Reported *****	Last Date Reported Service (mm/yyyy)	Account Balance	YTD Donations
Clubs less than two years old																
191162	Shizuoka With Kyouryokukai	12/18/2025	Newly Chartered	20	20	0	100.00%	0		0	Y					
Clubs more than two years old																
53171	AMAGIYUGASHIMA	05/26/1992	Active	13	0	0	0.00%	13		13	Y			11/2025		\$83.04
24665	ATAMI	06/25/1958	Active	25	3	0	13.64%	21		0	Y	2	N	06/2024		\$1,792.10
	Exc Award (06/30/2017)															
46913	DAITOH	01/29/1987	Active	27	0	2	-6.90%	29	12	0	Y		N	12/2025		\$2,659.76
	Exc Award (06/30/2022)															
46946	FUJI CHUO	02/10/1987	Active	53	0	0	0.00%	53		0	Y		N	12/2025		\$4,281.07
	Exc Award (06/30/2016, 06/30/2017, 06/30/2018, 06/30/2019, 06/30/2020, 06/30/2021, 06/30/2022, 06/30/2024)															
24671	FUJI GAKUNAN	08/24/1963	Active	75	5	0	7.14%	69		0	Y		N	11/2025		\$7,740.91
	Exc Award (06/30/2023, 06/30/2024)															
51771	FUJI MOUNT	06/03/1991	Active	46	0	0	0.00%	47		5	Y		N	12/2025		\$1,643.85
	Exc Award (06/30/2019, 06/30/2023, 06/30/2024)															
24783	FUJI TAKAOKA	02/06/1965	Active	46	1	1	0.00%	49	12	0	Y			12/2025		\$5,255.53
	Exc Award (06/30/2021)															
24802	FUJI YOSHIWARA	09/28/1961	Active	91	2	1	1.11%	92	7	0	Y		N	12/2025		\$9,681.35
	Exc Award (06/30/2019, 06/30/2020, 06/30/2022, 06/30/2023)															
24672	FUJIEDA	08/09/1961	Active	50	2	1	2.04%	50	36	2	Y		N	12/2025		\$14,509.01
	Exc Award (06/30/2018, 06/30/2020, 06/30/2022, 06/30/2024, 06/30/2025)															
24673	FUJINOMIYA	05/19/1964	Active	58	0	2	-3.33%	60	27	0	Y		N	12/2025		\$13,100.33
	Exc Award (06/30/2016, 06/30/2017, 06/30/2022, 06/30/2023)															
41635	FUJINOMIYA CHUO	06/14/1982	Active	14	1	1	0.00%	15	9	2	Y		N	11/2025		\$3,083.04
	Exc Award (06/30/2018)															
24674	FUKUROI	03/20/1963	Active	75	1	0	1.35%	76		5	Y			12/2025		\$1,434.38
	Exc Award (06/30/2018, 06/30/2022, 06/30/2023)															




## Club Health Assessment for District 334 C through December 2025

			Status	Membership						Reports				Finance	LCIF	
Club Number	Club Name	Charter Date	Times in Status Quo in Past 2 Years	Current Member Count **	YTD Members Added	YTD Members Dropped	YTD Net Growth% ***	Member Count 1 Year Ago	Dropped Members Avg.Length of Service	Months Since Membership Update	Current Officers Reported ****	Current President Repeated Term	VP Reported *****	Last Date Reported Service (mm/yyyy)	Account Balance	YTD Donations
24676	GOTENBA	10/25/1960	Active	90	6	2	4.65%	86	17	0	Y			12/2025		\$5,469.36
	Exc Award (06/30/2019, 06/30/2021)															
24677	HAINAN	04/29/1970	Active	103	3	0	3.00%	104		4	Y			12/2025		\$17,432.17
	Exc Award (06/30/2016, 06/30/2017, 06/30/2019, 06/30/2020, 06/30/2021, 06/30/2023, 06/30/2024)															
24679	HAMAKITA	12/23/1962	Active	13	0	2	-13.33%	16	19	0	N	None	R	10/2025		\$89.43
24678	HAMAMATSU	12/10/1955	Active	122	9	3	5.17%	114	14	0	Y		N	08/2025		\$13,747.44
	Exc Award (06/30/2019, 06/30/2024, 06/30/2025)															
30990	HAMAMATSU AOI	06/20/1975	Active	34	1	0	3.03%	34		5	Y			02/2025		\$159.70
	Exc Award (06/30/2017)															
42144	HAMAMATSU GREEN	12/15/1982	Active	29	0	1	-3.33%	28	1	3	Y			05/2025		\$185.25
	Exc Award (06/30/2018, 06/30/2025)															
35901	HAMAMATSU HIGASHI	06/26/1978	Active	36	1	0	2.86%	35		0	Y		N	12/2025		\$178.86
	Exc Award (06/30/2017, 06/30/2020)															
39249	HAMAMATSU LIBERTY	12/29/1980	Active	20	0	0	0.00%	22		2	Y		N	11/2025		\$121.37
	Exc Award (06/30/2019, 06/30/2020)															
38010	HAMAMATSU MINAMI	01/29/1980	Active	48	3	2	2.13%	51	30	0	Y		N	12/2025		\$5,123.68
	Exc Award (06/30/2016, 06/30/2018)															
130753	Hamamatsu Sakura	04/19/2017	Active	15	1	2	-6.25%	22	9	0	Y			12/2024		\$102.21
	Exc Award (06/30/2020, 06/30/2021)															
24682	HIGASHIIZU	04/17/1973	Active	15	0	0	0.00%	15		15	Y		N	12/2025		\$95.82
	Exc Award (06/30/2020)															
24693	ITO	12/05/1961	Active	29	2	8	-17.14%	39	18	0	Y			11/2025		\$198.02
	Exc Award (06/30/2020, 06/30/2022)															
24694	IWATA	08/01/1957	Active	64	7	0	12.28%	58		0	Y		N	06/2025		\$13,808.99
	Exc Award (06/30/2016, 06/30/2023, 06/30/2024)															
38529	IZUNAGAOKA	05/29/1980	Active	19	2	0	11.76%	14		0	Y		N	12/2025		\$114.98
	Exc Award (06/30/2024)															
24695	KAKEGAWA	07/25/1963	Active	34	1	0	3.03%	28		4	Y		N	12/2025		\$204.41
24697	KANBARA	09/24/1963	Active	23	0	4	-14.81%	27	25	2	Y	2		12/2025		\$95.82
	Exc Award (06/30/2023)															




## Club Health Assessment for District 334 C through December 2025

			Status	Membership						Reports				Finance	LCIF	
Club Number	Club Name	Charter Date	Times in Status Quo in Past 2 Years	Current Member Count **	YTD Members Added	YTD Members Dropped	YTD Net Growth% ***	Member Count 1 Year Ago	Dropped Members Avg.Length of Service	Months Since Membership Update	Current Officers Reported ****	Current President Repeated Term	VP Reported *****	Last Date Reported Service (mm/yyyy)	Account Balance	YTD Donations
34593	KANNAMI	10/31/1977	Active	17	0	0	0.00%	17		6	Y		N	12/2025		\$102.21
	Exc Award (06/30/2021)															
43829	KAWAZU	04/11/1984	Active	16	2	0	14.29%	16		3	Y	2	N	12/2025		\$102.21
	Exc Award (06/30/2020, 06/30/2024)															
32393	KIKUGAWA SHIZUOKA L C	06/15/1976	Active	31	0	0	0.00%	32		6	Y		N	12/2025		\$159.70
	Exc Award (06/30/2020, 06/30/2021, 06/30/2022)															
24708	KOSAI	11/19/1962	Active	38	0	2	-5.00%	41	41	1	Y		N	12/2025		\$204.41
	Exc Award (06/30/2024)															
38238	MIKKABI	03/07/1980	Active	22	0	2	-8.33%	23	24	0	Y		N	12/2025		\$153.31
	Exc Award (06/30/2016)															
24720	MISHIMA	11/02/1963	Active	74	0	1	-1.33%	68	2	2	Y		N	06/2025		\$4,427.99
	Exc Award (06/30/2020, 06/30/2024, 06/30/2025)															
48407	MISHIMA IZUMI	04/01/1988	Active	14	2	1	7.69%	14	21	0	Y		N	06/2025		\$70.27
24722	MORIMACHI L C	11/10/1962	Active	38	2	0	5.56%	37		0	Y		N	09/2025		\$4,617.20
24723	NAGAIZUMI	02/14/1971	Active	19	3	0	18.75%	16		0	Y		N	12/2025		\$2,008.59
49385	NAKAIZU	04/04/1989	Active	20	1	0	5.26%	18		3	Y			12/2025		\$1,127.76
55106	NIRAYAMA	12/07/1993	Active	19	3	1	11.76%	19	0	3	Y		N	06/2025		\$121.37
	Exc Award (06/30/2024)															
24747	NISHIIZU	11/15/1973	Active	21	2	1	5.00%	20	27	4	Y		N	11/2025		\$2,134.19
	Exc Award (06/30/2019, 06/30/2020)															
24749	NUMAZU	09/17/1959	Active	61	3	1	3.39%	65	26	4	Y		N	12/2025		\$9,333.34
	Exc Award (06/30/2016, 06/30/2018, 06/30/2019, 06/30/2022)															
31876	NUMAZU CHUO	03/15/1976	Active	29	2	1	3.57%	28	7	1	Y			09/2025		\$6,015.03
	Exc Award (06/30/2017, 06/30/2022)															
31895	NUMAZU KORYO	03/15/1976	Active	28	1	3	-6.67%	33	5	1	Y		N	12/2025		\$2,766.10
	Exc Award (06/30/2016, 06/30/2019, 06/30/2020, 06/30/2023)															
24750	NUMAZU SENBON	04/24/1965	Active	48	10	3	17.07%	40	23	0	Y			12/2025		\$7,213.04
	Exc Award (06/30/2018, 06/30/2020, 06/30/2021, 06/30/2023, 06/30/2024)															
44917	NUMAZU SURUGA	04/03/1985	Active	18	0	0	0.00%	21		6	Y			12/2025		\$1,383.05




## Club Health Assessment for District 334 C through December 2025

			Status	Membership						Reports				Finance	LCIF	
Club Number	Club Name	Charter Date	Times in Status Quo in Past 2 Years	Current Member Count **	YTD Members Added	YTD Members Dropped	YTD Net Growth% ***	Member Count 1 Year Ago	Dropped Members Avg.Length of Service	Months Since Membership Update	Current Officers Reported ****	Current President Repeated Term	VP Reported *****	Last Date Reported Service (mm/yyyy)	Account Balance	YTD Donations
Exc Award (06/30/2019, 06/30/2023)																
24753	OHITO	06/19/1972	Active	30	2	0	7.14%	28		1	Y		N	12/2025		\$1,127.76
Exc Award (06/30/2020, 06/30/2023)																
56059	OMAEZAKI	08/25/1994	Active	59	5	2	5.36%	56	5	4	Y		N	12/2025		\$370.50
Exc Award (06/30/2019, 06/30/2023, 06/30/2024, 06/30/2025)																
24761	OYAMA	11/07/1964	Active	28	1	1	0.00%	29	40	4	Y		N	11/2025		\$1,140.54
Exc Award (06/30/2017, 06/30/2019, 06/30/2020, 06/30/2021, 06/30/2022, 06/30/2023)																
24770	SHIMADA	01/08/1962	Active	55	1	1	0.00%	60	2	0	Y		N	11/2025		\$7,813.93
Exc Award (06/30/2016, 06/30/2022)																
24772	SHIMIZU	12/06/1958	Active	20	2	0	11.11%	19		4	Y			12/2025		\$2,927.80
Exc Award (06/30/2017)																
24771	SHIMIZU HAGOROMO	10/05/1961	Active	39	1	1	0.00%	38	6	0	Y			12/2025		\$185.25
Exc Award (06/30/2017, 06/30/2020, 06/30/2024)																
45553	SHIMIZU NIHONDAIRA	11/04/1985	Active	42	0	0	0.00%	42		6	Y		N	12/2025		\$4,058.44
Exc Award (06/30/2019, 06/30/2020, 06/30/2021, 06/30/2022)																
24777	SHIMODA	12/07/1962	Active	49	3	1	4.26%	48	7	3	Y		N	11/2025		\$1,287.46
Exc Award (06/30/2019, 06/30/2024)																
24774	SHIZUOKA	04/10/1957	Active	133	16	3	10.83%	125	9	0	Y		N	06/2025		\$59,078.67
Exc Award (06/30/2017, 06/30/2019, 06/30/2020, 06/30/2023, 06/30/2024)																
30795	SHIZUOKA AOBA	05/12/1975	Active	28	2	2	0.00%	29	19	0	Y		N	11/2025		\$4,772.53
Exc Award (06/30/2020, 06/30/2024)																
24776	SHIZUOKA AOI	03/10/1961	Active	41	2	1	2.50%	43	7	3	Y		N	12/2025		\$12,555.56
Exc Award (06/30/2020, 06/30/2022, 06/30/2024)																
33492	SHIZUOKA FUYO	03/14/1977	Active	30	4	2	7.14%	30	20	0	Y		N	09/2024		\$4,321.90
Exc Award (06/30/2019, 06/30/2022)																
46157	SHIZUOKA KEYAKI	05/05/1986	Active	26	0	0	0.00%	27		6	Y		N	11/2025		\$2,808.62
48573	SHIZUOKA LIBERTY	05/06/1988	Active	29	1	0	3.57%	23		1	Y			09/2025		\$1,508.60
Exc Award (06/30/2019, 06/30/2024, 06/30/2025)																



## Club Health Assessment for District 334 C through December 2025

			Status	Membership						Reports				Finance	LCIF	
Club Number	Club Name	Charter Date	Times in Status Quo in Past 2 Years	Current Member Count **	YTD Members Added	YTD Members Dropped	YTD Net Growth% ***	Member Count 1 Year Ago	Dropped Members Avg.Length of Service	Months Since Membership Update	Current Officers Reported ****	Current President Repeated Term	VP Reported *****	Last Date Reported Service (mm/yyyy)	Account Balance	YTD Donations
42034	SHIZUOKA SUNPU	11/29/1982	Active	62	0	4	-6.06%	66	37	0	Y			08/2025		\$421.60
	Exc Award (06/30/2017, 06/30/2022)															
24767	SHIZUOKA TACHIBANA	09/29/1970	Active	48	3	1	4.35%	46	44	1	Y		N	10/2025		\$5,200.26
	Exc Award (06/30/2017, 06/30/2019, 06/30/2022, 06/30/2024)															
57576	SHIZUOKA TATSUMI	11/20/1995	Active	59	0	1	-1.67%	58	16	0	Y		N	11/2025		\$8,023.22
	Exc Award (06/30/2019)															
52487	SHIZUOKA YAYOI	02/04/1992	Active	21	0	0	0.00%	22		6	Y		N	11/2025		\$134.15
	Exc Award (06/30/2020)															
24768	SHUZENJI	08/05/1967	Active	15	1	0	7.14%	14		4	Y		N	10/2022		\$95.82
24781	SUSONO	09/12/1964	Active	58	3	0	5.45%	62		3	Y		N	07/2025		\$987.47
	Exc Award (06/30/2018, 06/30/2020, 06/30/2021, 06/30/2023, 06/30/2024)															
31634	TOI	01/30/1976	Active	21	0	0	0.00%	22		9	Y			09/2025		\$134.15
	Exc Award (06/30/2023)															
24799	YAIZU	11/12/1965	Active	56	1	0	1.82%	53		4	Y		N	09/2025		\$11,502.67
	Exc Award (06/30/2019, 06/30/2022)															

Clubs Cancelled Previous Fiscal Year – Clubs Cancelled within last 12 months may be reinstated

Club Number	Club Name	Charter Date	Current Status*	Cancellation Date
53743	FUJINOMIYA FUJO	10/12/1992	Cancelled(6*)	06/29/2025
24765	SHIMIZUCHO	03/08/1970	Cancelled(6*)	06/29/2025

Current Total Clubs Count	YTD New Clubs Count	YTD Cancelled Clubs Count	YTD Net Club Gain	Current Total Members Count	YTD Add	YTD Drop	YTD Net Growth	YTD Net Growth %	Member Count 12 Months Ago	Average Member Count Per Club	% of Clubs with less than 20 members	% No Officer Report in 12 Months	% of Clubs with balance 90+ days	Number of Clubs in Status Quo	% Status Quo Clubs in Financial Suspension	Number of Cancelled Clubs	Average Cancelled Club Age	Members Lost Due to Cancellation	% of Clubs Cancelled for Non-Financial Reasons
68	1	0	1	2,749	150	68	82	3.07%	2,715	40	19%	0%	0%	0	0%	0	0	0	0%

\* - P - Priority Club. Cancellation Reasons: 1-Objectives/conduct, 2-Non-active club, 5-Non-existing club, 6-Disbanding, 7-Merger, 8-Financial Suspension, 9-District/Multiple District Dues.

\*\* Red denotes below 15 active members.

\*\*\* Red denotes 20% + loss.

\*\*\*\* Y - all 3 (President, Secretary, Treasurer) club officers reported, N - not all 3 reported.

\*\*\*\*\* Abbreviation: N-New, IP-Immediate Past, R-Repeat.